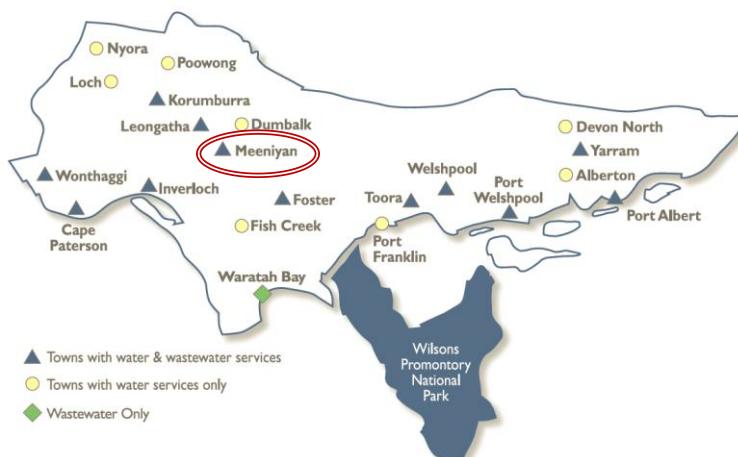


## Meeniyian Water Supply System

Meeniyian is supplied from the Tarwin River.

After diversion from the river, water is stored in a raw water basin prior to treatment and storage in a water tower. This water tower helps South Gippsland Water to maintain supply during peak demand periods in the morning and evening.



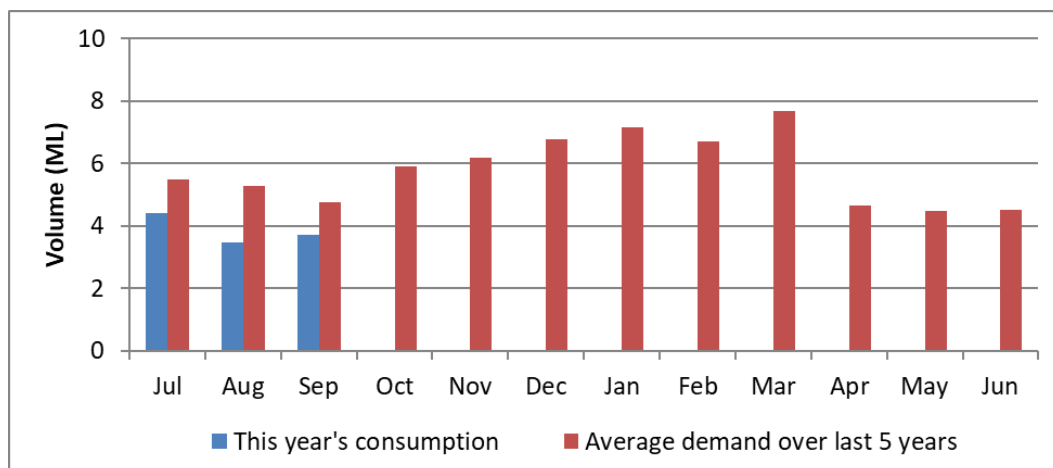
## Water Supply Information

Water resources held by South Gippsland Water for the Meeniyian Water Supply System are shown below. Only 6% of the available annual entitlement has been used from the river in the current year to date (Jul-Oct 2020). This entitlement is a legal right to access water, subject to availability.

Water Component	Maximum Annual Entitlement	Volume Extracted 2020-21	Volume Remaining 2020-21
Tarwin River at Meeniyian	200 ML	12 ML	188 ML

## Water Consumption

Monthly water consumption for the Meeniyian Water Supply System in the year to date has been below the average demand over the last five years. Water consumption is expected to follow closer to the average trend for the remainder of the year.



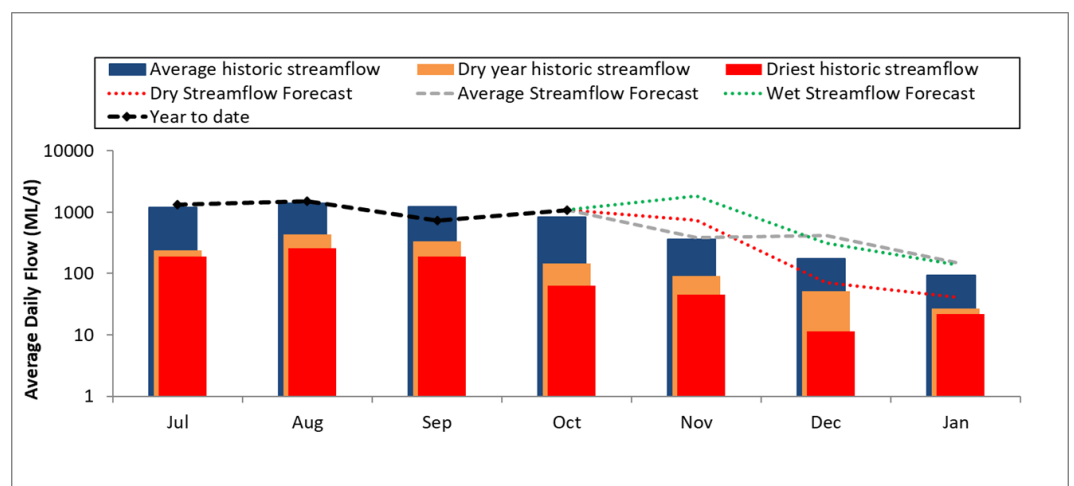
## Climate Conditions

Forecast climate conditions for the coming three months have considered the Bureau of Meteorology's seasonal climate forecast for the region and local climate conditions in the year to date. Winter/spring rainfall in the year to date has been below the long-term average, however the Bureau's climate outlook indicates that rainfall over the next three months is likely to be above the long-term average. Air temperature is forecast over the next three months to be above the long-term average for this time of year, and this trend is expected to continue beyond this period. After taking these factors into account, South Gippsland Water is forecasting on the basis of an average climate scenario, which is characterised by streamflows in the Tarwin River that are close to long-term average values.

Chance of Exceeding Median Rainfall	Chance of Exceeding Median Maximum Temperature	This Year's Spring Rainfall	Likely Outlook Scenario
70-75%	Greater than 80%	Below average	Average

## Streamflow Outlook

Streamflows in the Tarwin River are naturally highly variable. For the year to date, streamflows have been close to the long-term average. Water restrictions have previously only been enacted during extreme drought. Whilst precisely forecasting streamflow conditions is difficult, streamflows for the outlook period are currently expected to be above average if the average climate conditions eventuate as expected. River flows are expected to remain above the 5 ML/d trigger for restrictions.



### Further Information:

- The most recent records for the Tarwin River at Meeniyana show that it was flowing at an average of 1,082 ML/d during October. This is well above SGW's restriction trigger of 5 ML/d and is well above the median flow (exceeded in 50% of Octobers).
- Unregulated river flows are difficult to forecast. SGW has only forecast the next 3 months due to low forecast skill beyond 3 months. The graph is formatted to highlight low flow behaviour.
- Units are in megalitres per day (ML/d), where 1 ML is equivalent to 1 million litres (or roughly one Olympic sized swimming pool).

South Gippsland Water

1300 851 636

[www.sgwater.com.au](http://www.sgwater.com.au)

## Urban Water Restrictions Outlook

Based on the recent streamflow record, the Bureau of Meteorology climate forecast and SGW's daily streamflow forecast, no water restrictions are anticipated over the outlook period at the current time. South Gippsland Water's Permanent Water Savings Plan applies to all customers over the outlook period.

Climate Scenario	Outlook		
	1 Dec 2020	1 Jan 2021	1 Feb 2021
Wet	PWSP	PWSP	PWSP
Average	PWSP	PWSP	PWSP
Dry	PWSP	PWSP	PWSP

PWSP

Permanent Water Savings Plan

## Action Plan

A list of priority actions for this supply system is presented below. Further information on actions can be found in the Urban Water Strategy published in 2017 and Water Plan 3 publications on our website. The next phase of our Urban Water Strategy, Water Plan and Pricing Review are currently underway.

Action Name	Timing
Demand management	Ongoing
Reduce leaks and wastage	Ongoing
Update water security outlook	Every November

The information provided in this water security outlook is intended as a guide only. An update will be issued if conditions change during the outlook period.